

# ABOUT THE SPRING 2020 GRADUATING CLASS:

2,039

NO. OF STUDENTS GRADUATING



 1,425

No. of student  
backgrounds

 572

students earning  
graduate degrees

(180 master's,  
54 specialists, specialists,  
38 doctorates)



Undergrad: 18-60 | Grad: 20-67

Undergrad: 23 | Grad: 32

Undergrad: 2.25 | Grad: 2.82

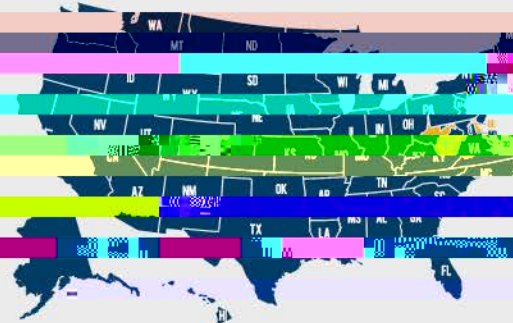
## MOST POPULAR MAJORS (BY DEGREE)

**Undergrad:** Nursing, Psychology, Business Administration, Sport and Exercise Science and Elementary Education  
**Grad:** Special Education, Educational Leadership, Nursing, Music and Clinical Mental Health Counselor

## INTERNATIONAL COUNTRIES

ALL REGIONS: 10

(Albania, Argentina, Canada, China, India, Iran, Japan, Korea, Netherlands, Russia, Saudi Arabia, South Africa, Spain, Thailand, United Kingdom and Vietnam)



## UNITED STATES TERRITORIES

Including: Guam, Northern Mariana Islands and Puerto Rico

## COLORADO COUNTIES

REPRESENTED BY US

(64 counties in CO)