




UNIVERSITY OF  
NORTHERN COLORADO




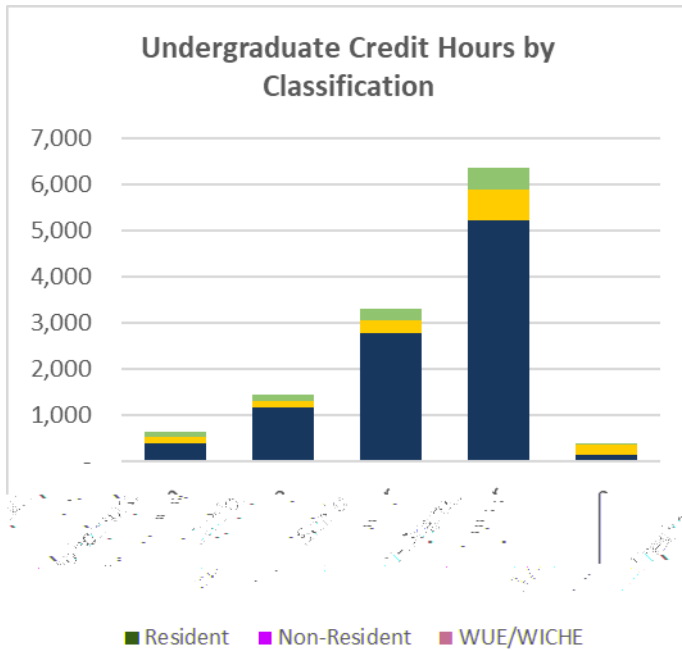
**University of Northern Colorado  
 Summer 2022 Final  
 Student Profile**



Resident	Non-Resident	WUE/WICHE	Total	%	Summer 2021 Total
			141	7.1%	35.6%
			270	13.6%	

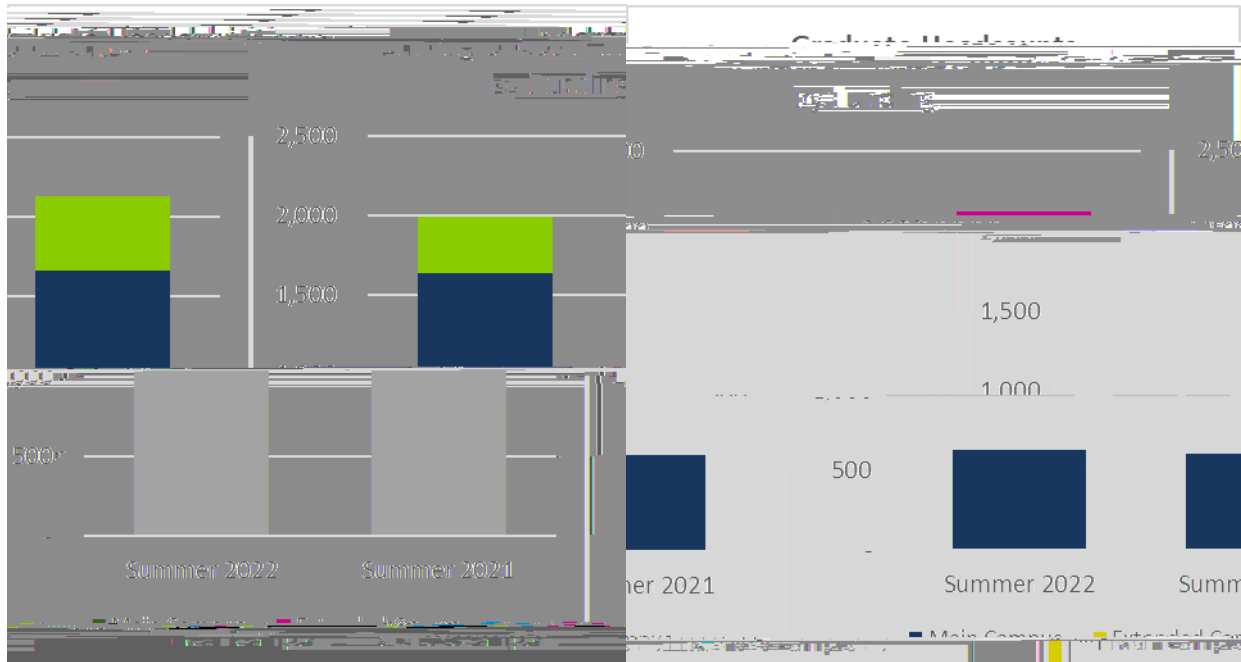


Credit Hours by Classification								
	Classification	Summer 2022					Summer 2021 Total	% Change
		Resident	Non-Resident	WUE/WICHE	Total	%		
Undergraduate					630	5.2%		32.6%
					1,451	11.9%		2.2%
					3,313	27.3%		-3.7%
					6,365	52.4%		-16.0%
					394	3.2%		-16.0%
<b>Undergraduate Total</b>		<b>9,687</b>	<b>1,471</b>	<b>995</b>	<b>12,153</b>		<b>13,381</b>	<b>-9.2%</b>
Graduate					8,281	72.1%		-11.2%
					1,564	13.6%		-1.9%
	Masters & Doctoral Total	6,536	2,973	336	9,845	85.7%	10,916	-9.8%
					822	7.2%		-8.7%
					533	4.6%		-13.2%
					287	2.5%		-18.2%
	Lic., Spec & Unclassified Total	1,205	403	34	1,642	14.3%	1,865	-12.0%
<b>Graduate Total</b>		<b>7,741</b>	<b>3,376</b>	<b>370</b>	<b>11,487</b>		<b>12,781</b>	<b>-10.1%</b>
<b>Grand Total</b>		<b>17,428</b>	<b>4,847</b>	<b>1,365</b>	<b>23,640</b>		<b>26,162</b>	<b>-9.6%</b>



## Headcounts by Funding

	Resident	Non-Resident	WUE/WICHE	Total	Resident	Non-Resident	WUE/WICHE	Total	
				1,639					-1.4%
				352					-24.6%
<b>Undergraduate Total</b>	<b>1,539</b>	<b>272</b>	<b>180</b>	<b>1,991</b>	<b>1,673</b>	<b>249</b>	<b>207</b>	<b>2,129</b>	<b>-6.5%</b>
				628					4.0%
				1,371					-9.6%
<b>Graduate Total</b>	<b>1,369</b>	<b>574</b>	<b>56</b>	<b>1,999</b>	<b>1,445</b>	<b>620</b>	<b>56</b>	<b>2,121</b>	<b>-5.8%</b>
Total Main Campus	1,808	261	198	2,267	1,835	226	205	2,266	0.0%
Total Extended Campus	1,100	585	38	1,723	1,283	643	58	1,984	-13.2%
<b>Grand Total</b>	<b>2,908</b>	<b>846</b>	<b>236</b>	<b>3,990</b>	<b>3,118</b>	<b>869</b>	<b>263</b>	<b>4,250</b>	<b>-6.1%</b>



### Credit Hours by Funding

	Summer 2022				Summer 2021				% Change
	Resident	Non-Resident	WUE/WICHE	Total	Resident	Non-Resident	WUE/WICHE	Total	
<b>Undergraduate</b>									
				9,328				9,939	-6.1%
				2,819				3,442	-18.1%
				6				-	-
<b>Undergraduate Total</b>	<b>9,687</b>	<b>1,471</b>	<b>995</b>	<b>12,153</b>	<b>10,679</b>	<b>1,459</b>	<b>1,243</b>	<b>13,381</b>	<b>-9.2%</b>
<b>Graduate</b>									
				3,394				3,484	-2.6%
				8,093				9,297	-13.0%
				-				-	N/A
<b>Graduate Total</b>	<b>7,741</b>	<b>3,376</b>	<b>370</b>	<b>11,487</b>	<b>8,612</b>	<b>3,791</b>	<b>378</b>	<b>12,781</b>	<b>-10.1%</b>
<b>Total Main Campus</b>	<b>10,400</b>	<b>1,278</b>	<b>1,044</b>	<b>12,722</b>	<b>10,985</b>	<b>1,274</b>	<b>1,164</b>	<b>13,423</b>	<b>-5.2%</b>
<b>Total Extended Campus</b>	<b>7,022</b>	<b>3,569</b>	<b>321</b>	<b>10,912</b>	<b>8,306</b>	<b>3,976</b>	<b>457</b>	<b>12,739</b>	<b>-14.3%</b>
<b>Total Other</b>	<b>6</b>	<b>-</b>	<b>-</b>	<b>6</b>	<b>-</b>	<b>-</b>	<b>-</b>	<b>-</b>	<b>#DIV/0!</b>
<b>Grand Total</b>	<b>17,428</b>	<b>4,847</b>	<b>1,365</b>	<b>23,640</b>	<b>19,291</b>	<b>5,250</b>	<b>1,621</b>	<b>26,162</b>	<b>-9.6%</b>

