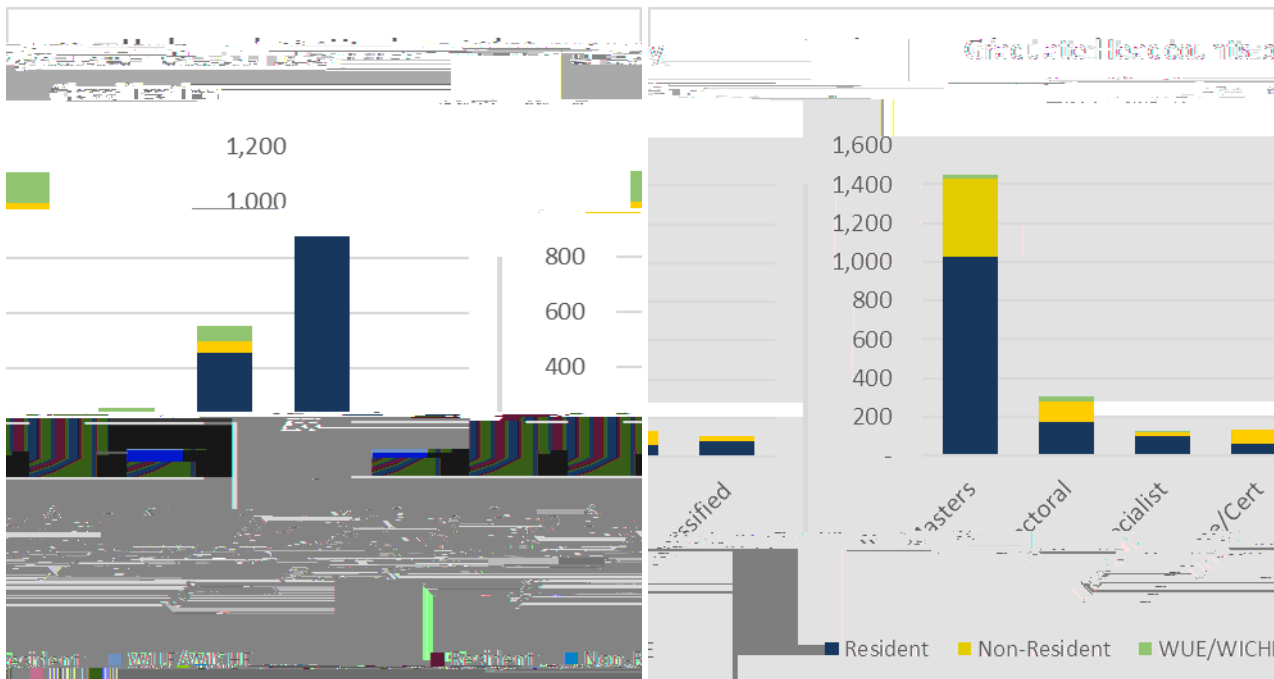


Contents

University of Northern Colorado
 Summer 2021 Final
 Student Profile

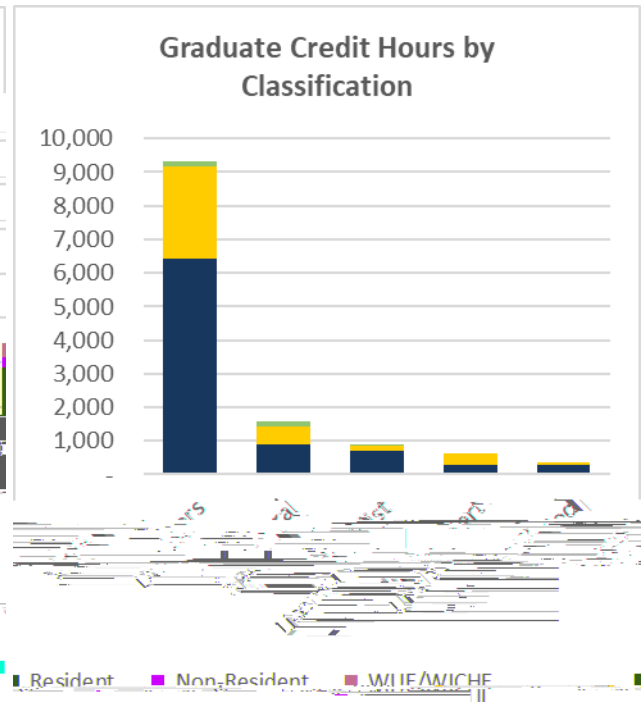
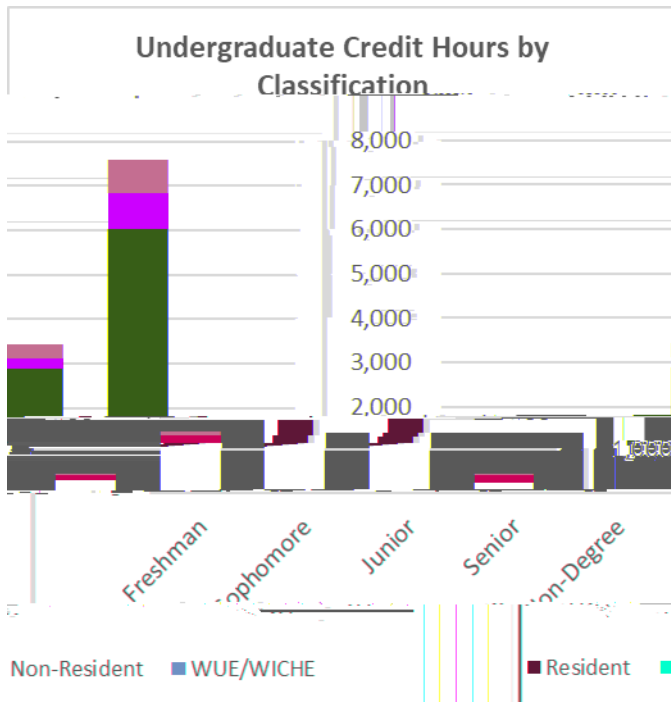
Classification Summary (Headcounts)

	Resident	Non-Resident	WUE/WICHE	Total	%	Summer 2020 Total	%
				104	4.9%		2.0%
				253	11.9%		-28.7%
				551	25.9%		-23.0%
				1,112	52.2%		-2.5%
				109	5.1%		-48.8%
Undergraduate Total	1,673	249	207	2,129		2,526	-15.7%



Classification Summary (Credit Hours)

Resident	Non-Resident	WUE/WICHE	Total	%	Summer 2020 Total	% Change
			475	3.5%		-9.5%



Funding Summary (Credit Hours)

Credit Hours by Funding									
	Summer 2021				Summer 2020				% Change
	Resident	Non-Resident	WUE/WICHE	Total	Resident	Non-Resident	WUE/WICHE	Total	
Undergraduate									
				9,939				11,448	-13.2%
				3,442				3,984	-13.6%
				-				-	-
Undergraduate Total	10,679	1,459	1,243	13,381	12,157	1,901	1,374	15,432	-13.3%
Graduate									
				3,484				3,224	8.1%
				9,297				9,658	-3.7%
				-				5	-100.0%
Graduate Total	8,612	3,791	378	12,781	8,772	3,749	366	12,887	-0.8%
Total Main Campus	10,985	1,274	1,164	13,423	11,919	1,387	1,366	14,672	-8.5%
Total Extended Campus	8,306	3,976	457	12,739	9,005	4,263	374	13,642	-6.6%
Total Other	-	-	-	-	5	-	-	5	-100.0%
Grand Total	19,291	5,250	1,621	26,162	20,929	5,650	1,740	28,319	-7.6%

