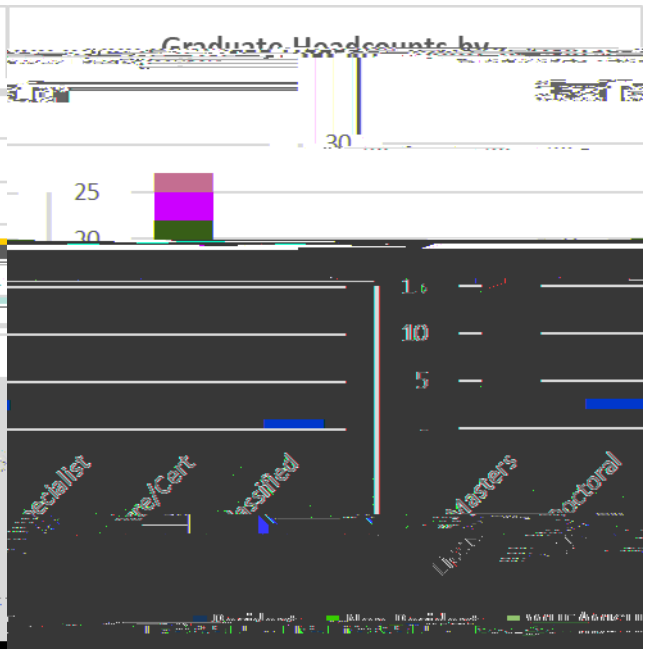
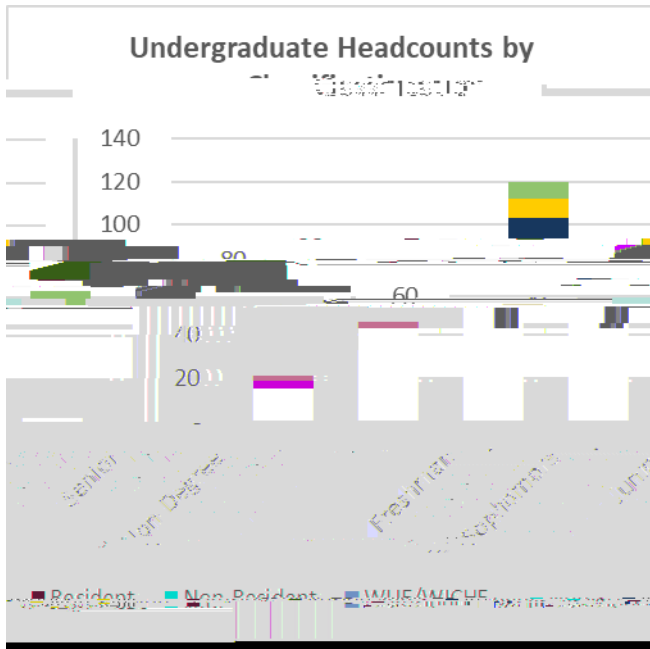
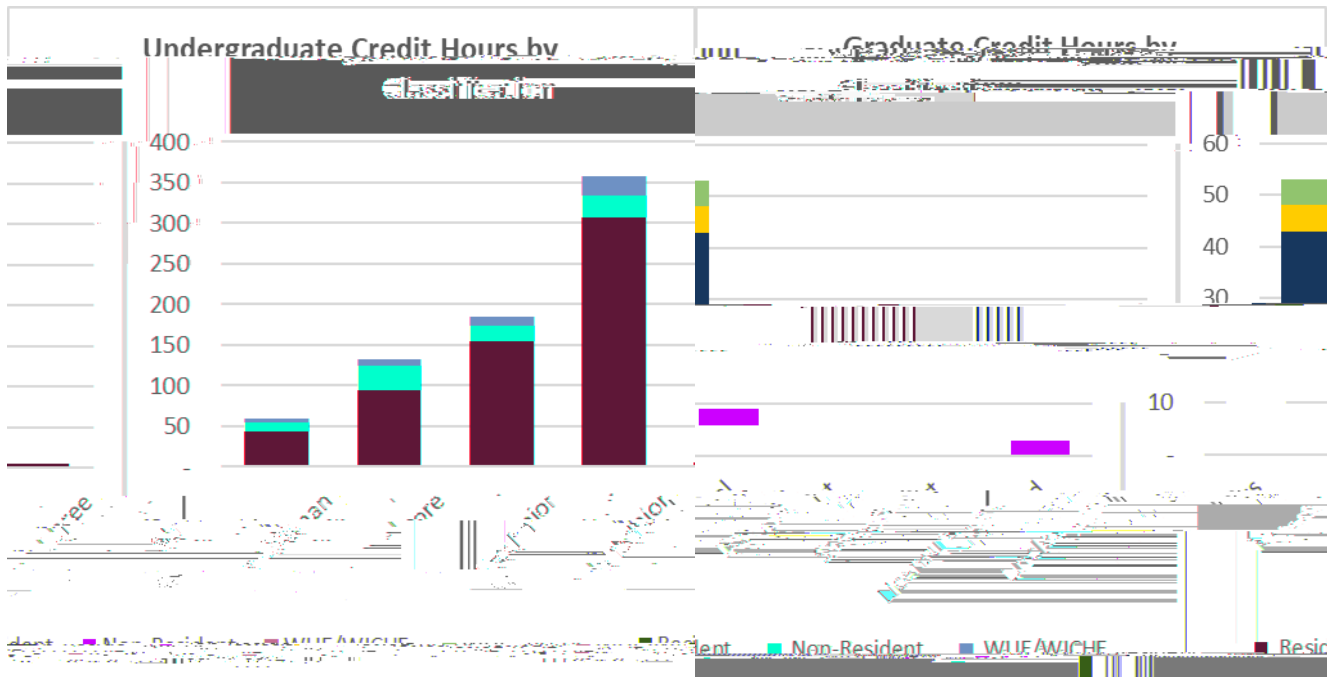


**University of Northern Colorado
Interim 2023/24 Final
Student Profile**



Resident	Non-Resident	WUE/WICHE	Total	%	Interim 2022/23 Total
			21	8.3%	



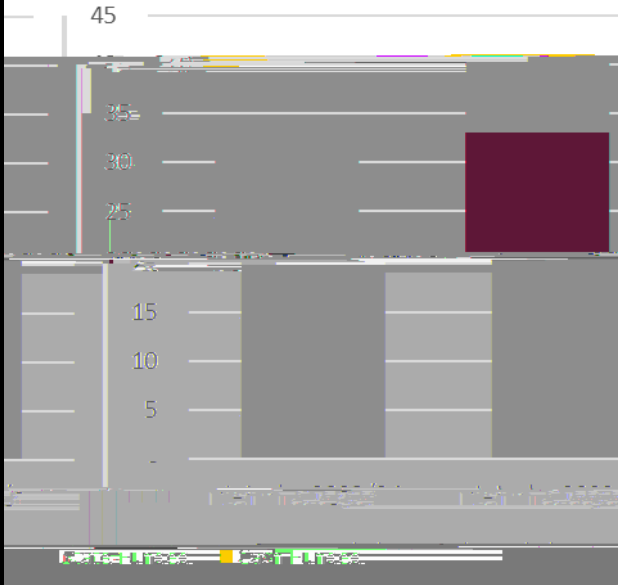
	Resident	Non-Resident	WUE/WICHE	Total	%	Interim 2022/23 Total	
				59	8.0%		13.5%
				132	17.9%		45.1%
				184	24.9%		-16.0%
				357	48.4%		-4.0%
				6	0.8%		-60.0%
Undergraduate Total	606	85	47	738		749	-1.5%
				53	81.5%		-41.1%
				9	13.8%		200.0%
Masters & Doctoral Total	49	8					



Resident Non-Resident



Graduate Headcounts by Funding





	Resident	Non-Resident	WUE/WICHE	Total	Resident	Non-Resident	WUE/WICHE	Total	
				651				698	-6.7%
				87				51	70.6%
				-				-	N/A
Undergraduate Total	606	85	47	738	645	58	46	749	-1.5%
				51				83	-38.6%

