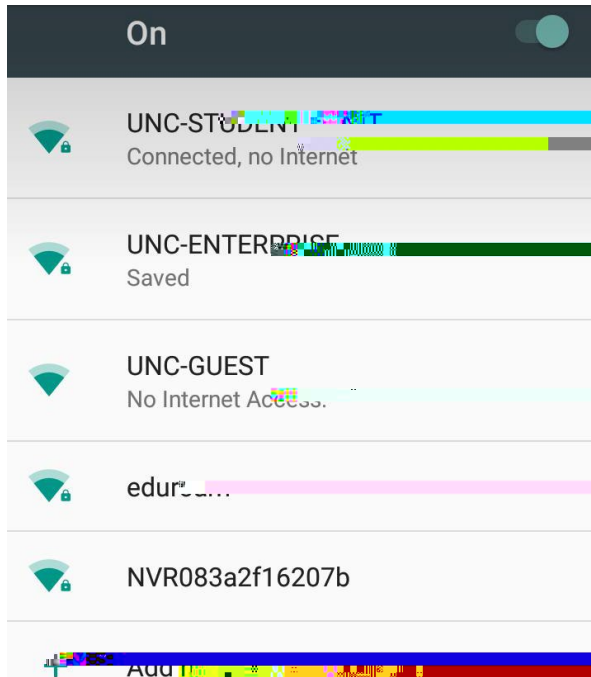



Android

Note: Before starting to connect, close all Internet Browsers including Firefox, Google Chrome, Microsoft Edge, Safari, etc.

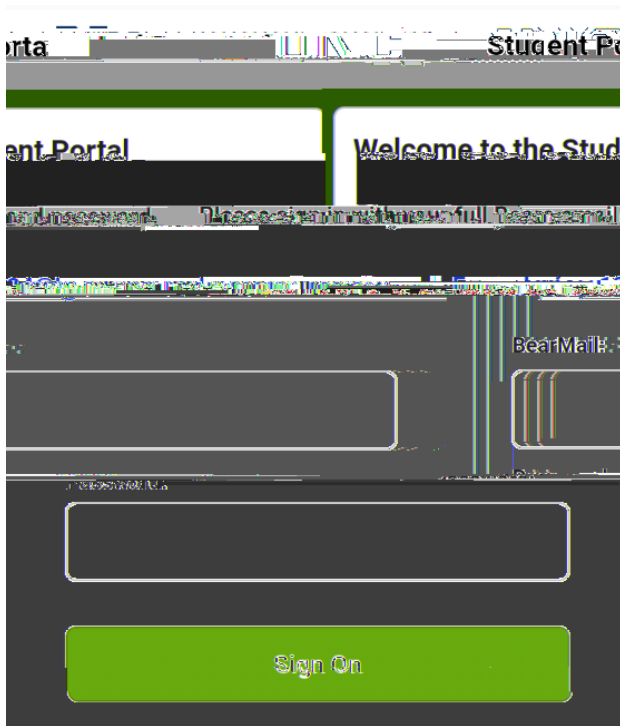
1. Open Settings – Wi-Fi
2. Click **UNC-Student** in the list of wireless networks



3. When prompted, enter the passphrase: **UNCStudent**
4. Click on the notification, "Sign into Wi-Fi Network" This will open up a browser to direct you to the Student Portal



5. Login using your full BearMail address and password



6. Read through UNC's Computing Acceptable Use Procedure and click **Accept**

7. A success page will appear then disappear. Open any app or browser to ensure you are connected.